

Fall Enrollment 2008-09

Institution: Woodbury University (125897)

User ID: P81258976

Screening questions - Method of reporting race and ethnicity for this component**Race/ethnicity question****Which method of reporting race and ethnicity will you use for this component?**NEW race/ethnicity categories (9 categories):

Notes:

- Report Hispanic/Latino individuals of any race as Hispanic/Latino
- Report race for non-Hispanic/Latino individuals only

Nonresident alienHispanic/LatinoAmerican Indian or Alaska NativeAsianBlack or African AmericanNative Hawaiian or Other Pacific IslanderWhiteTwo or more racesRace and ethnicity unknownOLD race/ethnicity categories (7 categories):Nonresident alienBlack, non-HispanicAmerican Indian/Alaska NativeAsian/Pacific IslanderHispanicWhite, non-HispanicRace and ethnicity unknown

MIXTURE of new and old race/ethnicity categories (all 14 categories will show on each screen):

NEW categories:

Notes for NEW categories:

- Report Hispanic/Latino individuals of any race as Hispanic/Latino
- Report race for non-Hispanic/Latino individuals only

Hispanic/LatinoAmerican Indian or Alaska NativeAsianBlack or African AmericanNative Hawaiian or Other Pacific IslanderWhite

Two or more races

OLD categories:

Black, non-Hispanic

American Indian/Alaska Native

Asian/Pacific Islander

Hispanic

White, non-Hispanic

Categories used in BOTH New and Old:

Nonresident alien

Race and ethnicity unknown

Institution: Woodbury University (125897)

User ID: P81258976

Part Selection

Completion of Part B (Enrollment of Students by Age) is optional this year.

Do you wish to complete Part B this year? If you select 'Yes', you will see Part B and be expected to complete the screens. If you select 'No', you will skip Part B.

Yes, I will complete Part B

No, I will not complete Part B

You may use the space below to provide context for the data you've reported above.

Institution: Woodbury University (125897)

User ID: P81258976

Fall Enrollment - CIPCODE Selection

Indicate which of the following fields of study are offered by your institution. Students are to be reported by their major field of study for the categories listed below. Fields for which enrollment was reported for Fall 2006 have already been checked; please make sure all listed fields that are offered by your institution are checked.

Undergraduate and graduate fields

- 13.0000 -- Education
- 14.0000 -- Engineering
- 26.0000 -- Biological and Biomedical Sciences
- 27.0000 -- Mathematics
- 40.0000 -- Physical Sciences
- 52.0000 -- Business, Management, Marketing, and Related Support Services

Doctor's/Professional practice (report with graduate students)

- 22.0101 -- Law (LL.B., J.D.)
- 51.0401 -- Dentistry (D.D.S., D.M.D.)
- 51.1201 -- Medicine (M.D.)
- None of the above

You may use the space below to provide context for the data you've reported above.

Institution: Woodbury University (125897)

User ID: P81258976

Part A - Fall Enrollment by race/ethnicity and genderEnrollment as of the institution's official fall reporting date or as of October 15, 2008

CIPCODE: 99.0000 -- Summary

Full-time undergraduate students

Students enrolled for credit	Degree/certificate-seeking				Non-degree/ non-certificate- seeking	Total, full-time undergraduate students
	First-time	Transfer- in	Other degree/certificate- seeking	Total		
Men						
Nonresident alien	15	8	30	53		53
Black, non-Hispanic	2	2	8	12		12
American Indian/Alaska Native	0	0	0	0		0
Asian/Pacific Islander	5	5	29	39		39
Hispanic	32	18	118	168		168
White, non-Hispanic	13	45	149	207		207
Race and ethnicity unknown	1	2	3	6		6
Total men	68	80	337	485	0	485
Total men prior year	60			464		464
Women						
Nonresident alien	8	14	19	41		41
Black, non-Hispanic	7	2	23	32		32
American Indian/Alaska Native	0	0	1	1		1
Asian/Pacific Islander	11	10	43	64		64
Hispanic	29	25	115	169		169
White, non-Hispanic	19	43	173	235		235
Race and ethnicity unknown	1	2	3	6		6
Total women	75	96	377	548	0	548
Total women prior year	99			582		582
Total men + women	143					

Institution: Woodbury University (125897)

User ID: P81258976

Part A - Fall Enrollment by race/ethnicity and gender

Enrollment as of the institution's official fall reporting date or as of October 15, 2008

CIPCODE: 52.0000 -- Business, Management, Marketing and Related Support Services

Full-time undergraduate students

Students enrolled for credit	Degree/certificate-seeking				Non-degree/ non-certificate- seeking	Total, full-time undergraduate students
	First-time	Transfer- in	Other degree/certificate- seeking	Total		
Men						
Nonresident alien	11	2	11	24		24
Black, non-Hispanic	0	0	2	2		2
American Indian/Alaska Native	0	0	0	0		0
Asian/Pacific Islander	1	1	5	7		7
Hispanic	3	1	14	18		18
White, non-Hispanic	2	9	37	48		48
Race/ethnicity unknown	0	0	0	0		0
Total men	17	13	69	99	0	99
Women						
Nonresident alien	5	4	7	16		16
Black, non-Hispanic	3	1	8	12		12
American Indian/Alaska Native	0	0	0	0		0
Asian/Pacific Islander	1	1	10	12		12
Hispanic	10	4	24	38		38
White, non-Hispanic	5	17	66	88		88
Race/ethnicity unknown	0	0	2	2		2
Total women	24	27	117	168	0	168
Total men + women	41					

Institution: Woodbury University (125897)

User ID: P81258976

Part A - Fall Enrollment by race/ethnicity and genderEnrollment as of the institution's official fall reporting date or as of October 15, 2008

CIPCODE: 99.0000 -- Summary

Students enrolled for credit	Part-time undergraduate students				Non-degree/ non-certificate- seeking	Total, part-time undergraduate students
	Degree/certificate-seeking		Other degree/certificate- seeking	Total		
	First-time	Transfer- in				
Men						
Nonresident alien	0	0	1	1		1
Black, non-Hispanic	0	1	4	5		5
American Indian/Alaska Native	0	0	0	0		0
Asian/Pacific Islander	0	2	12	14		14
Hispanic	0	5	25	30	1	31
White, non-Hispanic	0	10	26	36		36
Race and ethnicity unknown	0	1	0	1		1
Total men	0	19	68	87	1	88
Total men prior year				94		106
Women						
Nonresident alien	0	2	3	5		5
Black, non-Hispanic	0	1	5	6		6
American Indian/Alaska Native	0	0	2	2		2
Asian/Pacific Islander	0	2	13	15		15
Hispanic	0	6	40	46		46
White, non-Hispanic	0	14	41	55	2	57
Race and ethnicity unknown	0	1	1	2		2
Total women	0	26	105	131	2	133
Total women prior year				137		144

Institution: Woodbury University (125897)

User ID: P81258976

Part A - Fall Enrollment by race/ethnicity and gender

Enrollment as of the institution's official fall reporting date or as of October 15, 2008

CIPCODE: 52.0000 -- Business, Management, Marketing and Related Support Services

Part-time undergraduate students

Students enrolled for credit	Degree/certificate-seeking				Non-degree/ non-certificate- seeking	Total, part-time undergraduate students
	First-time	Transfer- in	Other degree/certificate- seeking	Total		
Men						
Nonresident alien	0	0	0	0		0
Black, non-Hispanic	0	0	1	1		1
American Indian/Alaska Native	0	0	0	0		0
Asian/Pacific Islander	0	0	4	4		4
Hispanic	0	1	8	9		9
White, non-Hispanic	0	6	10	16		16
Race and ethnicity unknown	0	0	0	0		0
Total men	0	7	23	30	0	30
Women						
Nonresident alien	0	0	1	1		1
Black, non-Hispanic	0	1	5	6		6
American Indian/Alaska Native	0	0	0	0		0
Asian/Pacific Islander	0	1	9	10		10
Hispanic	0	6	19	25		25
White, non-Hispanic	0	9	15	24		24
Race and ethnicity unknown	0	1	0	1		1
Total women	0	18	49	67	0	67

Institution: Woodbury University (125897)

User ID: P81258976

Part A - Fall Enrollment by race/ethnicity and genderEnrollment as of the institution's official fall reporting date or as of October 15, 2008

CIPCODE: 99.0000 -- Summary

When reporting graduates, make sure to include counts for postbaccalaureate professional programs (formerly first-professional)

Students enrolled for credit	Graduate students	
	Total full-time	Total part-time
Men		
Nonresident alien	18	0
Black, non-Hispanic	9	1
American Indian/Alaska Native	0	1
Asian/Pacific Islander	9	3
Hispanic	24	4
White, non-Hispanic	49	7
Race and ethnicity unknown	1	0
Total men	110	16
Total men prior year	88	17
Women		
Nonresident alien	24	5
Black, non-Hispanic	6	5
American Indian/Alaska Native	2	0
Asian/Pacific Islander	11	2
Hispanic	28	0
White, non-Hispanic	73	9
Race and ethnicity unknown	0	0
Total women	144	21
Total women prior year	115	23

Institution: Woodbury University (125897)

User ID: P81258976

Part A - Fall Enrollment by race/ethnicity and gender

Enrollment as of the institution's official fall reporting date or as of October 15, 2008

CIPCODE: 52.0000 -- Business, Management, Marketing and Related Support Services

Graduate students

Students enrolled for credit	Total full-time	Total part-time
Men		
Nonresident alien	18	0
Black, non-Hispanic	7	1
American Indian/Alaska Native	0	1
Asian/Pacific Islander	9	3
Hispanic	24	4
White, non-Hispanic	43	6
Race and ethnicity unknown	1	0
Total men	102	15
Women		
Nonresident alien	24	5
Black, non-Hispanic	5	5
American Indian/Alaska Native	1	0
Asian/Pacific Islander	11	2
Hispanic	28	0
White, non-Hispanic	73	9
Race and ethnicity unknown	0	0
Total women	142	21

Institution: Woodbury University (125897)

User ID: P81258976

Part A - Fall Enrollment - Summary by race/ethnicity**Fall enrollment totals****CIPCODE: 99.0000 -- Summary**

Students enrolled for credit	Total full-time students	Total part-time students	Grand total, all students	Prior year
Men				
Nonresident alien	71	1	72	48
Black, non-Hispanic	21	6	27	28
American Indian/Alaska Native	0	1	1	1
Asian/Pacific Islander	48	17	65	71
Hispanic	192	35	227	209
White, non-Hispanic	256	43	299	310
Race and ethnicity unknown	7	1	8	8
Total men	595	104	699	675
Women				
Nonresident alien	65	10	75	62
Black, non-Hispanic	38	11	49	68
American Indian/Alaska Native	3	2	5	3
Asian/Pacific Islander	75	17	92	87
Hispanic	197	46	243	250
White, non-Hispanic	308	66	374	389
Race and ethnicity unknown	6	2	8	5
Total women	692	154	846	864
Grand Total	1,287	258	1,545	

Institution: Woodbury University (125897)

User ID: P81258976

Part A - Fall Enrollment - Summary by race/ethnicity**Fall enrollment totals****CIPCODE: 52.0000 -- Business, Management, Marketing and Related Support Services**

Students enrolled for credit	Total full-time students	Total part-time students	Grand total, all students
Men			
Nonresident alien	42	0	42
Black, non-Hispanic	9	2	11
American Indian/Alaska Native	0	1	1
Asian/Pacific Islander	16	7	23
Hispanic	42	13	55
White, non-Hispanic	91	22	113
Race and ethnicity unknown	1	0	1
Total men	201	45	246
Women			
Nonresident alien	40	6	46
Black, non-Hispanic	17	11	28
American Indian/Alaska Native	1	0	1
Asian/Pacific Islander	23	12	35
Hispanic	66	25	91
White, non-Hispanic	161	33	194
Race and ethnicity unknown	2	1	3
Total women	310	88	398
Grand Total	511	133	644

Institution: Woodbury University (125897)

User ID: P81258976

Part B - Fall Enrollment by age and gender

NOTE: These data are optional this year.

Enrollment as of the institution's official fall reporting date or as of October 15, 2008

Age	Full-time undergraduate students	
	Men	Women
Under 18	11	7
18-19	96	164
20-21	140	170
22-24	142	127
25-29	72	60
30-34	18	9
35-39	3	4
40-49	1	7
50-64	2	0
65 and over	0	0
Age unknown/unreported	0	0
Total full-time undergraduate students (from part A)	485	548

Institution: Woodbury University (125897)

User ID: P81258976

Part B - Fall Enrollment by age and gender

NOTE: These data are optional this year.

Enrollment as of the institution's official fall reporting date or as of October 15, 2008

Age	Part-time undergraduate students	
	Men	Women
Under 18	0	0
18-19	3	4
20-21	6	6
22-24	23	30
25-29	29	29
30-34	10	15
35-39	4	13
40-49	10	26
50-64	3	8
65 and over	0	1
Age unknown/unreported	0	1
Total part-time undergraduate students (from part A)	88	133

Institution: Woodbury University (125897)

User ID: P81258976

Part B - Fall Enrollment by age and gender

NOTE: These data are optional this year.

Enrollment as of the institution's official fall reporting date or as of October 15, 2008

Age	Full-time graduate students	
	Men	Women
Under 18	0	0
18-19	0	0
20-21	0	4
22-24	10	38
25-29	35	52
30-34	30	18
35-39	11	16
40-49	17	15
50-64	5	1
65 and over	0	0
Age unknown/unreported	2	0
Total full-time graduate students (from part A)	110	144

Institution: Woodbury University (125897)

User ID: P81258976

Part B - Fall Enrollment by age and gender

NOTE: These data are optional this year.

Enrollment as of the institution's official fall reporting date or as of October 15, 2008

Age	<u>Part-time graduate students</u>	
	Men	Women
Under 18	0	0
18-19	0	0
20-21	0	0
22-24	0	4
25-29	3	4
30-34	1	3
35-39	4	3
40-49	4	6
50-64	4	1
65 and over	0	0
Age unknown/unreported	0	0
Total part-time graduate students (from part A)	16	21

Institution: Woodbury University (125897)

User ID: P81258976

Part C - Freshmen Question

Do you have any first-time, degree/certificate-seeking undergraduate students who graduated from high school or received their GED within the past 12 months?

- Yes, I have students who graduated high school or received their GED in the past 12 months.
- No, I do not have any students who graduated high school or received their GED in the past 12 months.

You may use the space below to provide context for the data you've reported above.

Institution: Woodbury University (125897)

User ID: P81258976

Part C - Residence of first-time undergraduate students

NOTE: These data are mandatory this year.

Enrollment as of the institution's official fall reporting date or as of **October 15, 2008**

State of residence when student was first admitted	FIPS Code	Total first-time undergraduate(degree/ certificate-seeking only) (1)	Those who graduated from high school OR received a GED in the past 12 months (2)
Alabama	01	0	0
Alaska	02	0	0
Arizona	04	0	0
Arkansas	05	0	0
California	06	108	106
Colorado	08	2	2
Connecticut	09	0	0
Delaware	10	0	0
District of Columbia	11	0	0
Florida	12	0	0
Georgia	13	0	0
Hawaii	15	1	1
Idaho	16	0	0
Illinois	17	0	0
Indiana	18	0	0
Iowa	19	0	0
Kansas	20	0	0
Kentucky	21	0	0
Louisiana	22	0	0
Maine	23	0	0

Institution: Woodbury University (125897)

User ID: P81258976

Part C - Residence of first-time undergraduate students

NOTE: These data are mandatory this year.

Enrollment as of the institution's official fall reporting date or as of October 15, 2008

State of residence when student was first admitted	FIPS Code	Total first-time undergraduate (degree/ certificate-seeking only) (1)	Those who graduated from high school OR received a GED in the past 12 months (2)
Maryland	24	0	0
Massachusetts	25	0	0
Michigan	26	0	0
Minnesota	27	0	0
Mississippi	28	0	0
Missouri	29	0	0
Montana	30	0	0
Nebraska	31	0	0
Nevada	32	1	1
New Hampshire	33	0	0
New Jersey	34	2	2
New Mexico	35	0	0
New York	36	0	0
North Carolina	37	0	0
North Dakota	38	0	0
Ohio	39	1	0
Oklahoma	40	0	0
Oregon	41	0	0
Pennsylvania	42	1	1
Rhode Island	44	0	0

Institution: Woodbury University (125897)

User ID: P81258976

Part C - Residence of first-time undergraduate students**NOTE: These data are mandatory this year.****Enrollment as of the institution's official fall reporting date or as of October 15, 2008**

State of residence when student was first admitted	FIPS Code	Total first-time undergraduate (degree/certificate-seeking only) (1)	Those who graduated from high school OR received a GED in the past 12 months (2)
South Carolina	45	0	0
South Dakota	46	0	0
Tennessee	47	0	0
Texas	48	2	2
Utah	49	0	0
Vermont	50	0	0
Virginia	51	0	0
Washington	53	1	1
West Virginia	54	0	0
Wisconsin	55	0	0
Wyoming	56	0	0
State Unknown	57	0	0
American Samoa	60	0	0
Federated States of Micronesia	64	0	0
Guam	66	0	0
Marshall Islands	68	0	0
Northern Marianas	69	0	0
Palau	70	0	0
Puerto Rico	72	0	0
Virgin Islands	78	0	0
Foreign Countries	90	24	7
Residence unknown/unreported	98	0	
Total first-time undergraduate students (FT+PT from part A)		143	123

Institution: Woodbury University (125897)

User ID: P81258976

Part D - Total Entering Class**Total Entering Class - Fall 2008**

Number of full-time first-time degree/certificate-seeking <u>undergraduates</u> (your fall cohort reported in Part A)	143
Total entering <u>students</u> at undergraduate level, Fall 2008 Note: This number should include first-time (both part-time and full-time) students, students transferring to the institution, and non-degree/certificate-seeking undergraduates entering in Fall 2008.	365
Percentage of entering class represented by your GRS <u>cohort</u>	39

Institution: Woodbury University (125897)

User ID: P81258976

Part E - Retention Rates

Retention rates will be automatically calculated based on information provided by the institution.

Data to be entered by the institution:*

- Full- and part-time BACHELOR'S cohorts from Fall 2007 (include only FIRST-TIME bachelor's students);
- Exclusions from each of these cohorts (see below for allowed exclusions); and
- Number of students from these cohorts who are *still enrolled* as of Fall 2008 (include students that re-enrolled and students with continuous enrollment).

Use your institution's official fall reporting date or October 15 when counting students. The student status (full- or part-time) should be based on the fall 2007 status, even if this has changed by fall 2008 (e.g., if a student has gone from part-time to full-time, report them as part of the part-time cohort). For institutions that use a full-year cohort: Use the 3 month period of August 1 through October 31 to define the retention cohort.

*Report full-time and part-time *separately* in their appropriate boxes.

In the Exclusions boxes (for both full- and part-time), report the number of students who left the institution for any of the following reasons:

- Died or were totally and permanently disabled;
- Serve in the armed forces (including those called to active duty);
- Serve with a foreign aid service of the Federal Government (e.g., Peace Corps); or
- Serve on official church missions.

The system will subtract these from the cohort prior to calculating the retention rate. Do not include students who transferred into the institution as part of your fall cohort.

Retention rates (for both full- and part-time) will be computed by the system and will appear in the 2nd column after clicking **Save**.

	Retention Rates	
Full-Time Fall 2007 Cohort	159	
Full-Time <u>Exclusions</u>	0	
Full-Time Adjusted Fall 2007 Cohort	159	
Full-Time Students from Fall 2007 Still Enrolled as of Fall 2008	117	74 %
Part-Time Fall 2007 Cohort	0	
Part-Time <u>Exclusions</u>	0	
Part-Time Adjusted Fall 2007 Cohort	0	
Part-Time Students from Fall 2007 Still Enrolled as of Fall 2008	0	%

You may use the space below to provide context for the data you've reported above.

)

)

)

Institution: Woodbury University (125897)

User ID: P81258976

Part F - Student-to-Faculty Ratio

Please provide the following Fall 2008 data. These data will be used to calculate a student-to-faculty (i.e., student-to-instructional staff) ratio for display on College Navigator. (Note: Logic in this item is the same as item I-2 from the Common Data Set data collection.)

Students, Fall 2008

1	Total full-time students	1,287
2	Of these, the number enrolled in graduate or professional programs such as medicine, law, veterinary, dentistry, social work, or public health, in which faculty teach virtually only graduate-level students	74
3	Total full-time students not in graduate or professional programs in which faculty teach virtually only graduate-level students	1,213
4	Total part-time students	258
5	Of these, the number enrolled in graduate or professional programs such as medicine, law, veterinary, dentistry, social work, or public health, in which faculty teach virtually only graduate-level students	21
6	Total part-time students not in graduate or professional programs in which faculty teach virtually only graduate-level students	237
7	Full-time equivalent of part-time students not in graduate or professional programs in which faculty teach virtually only graduate-level students	79
8	Total full-time equivalent students not in graduate or professional programs in which faculty teach virtually only graduate-level students	1,292

Instructional staff, Fall 2008

9	Number of full-time instructional staff (as reported on EAP, full-time, non-medical, Line 1 Total + Line 2 Total)	48
10	Of these, the number teaching in graduate or professional programs such as medicine, law, veterinary, dentistry, social work, or public health, in which faculty teach virtually only graduate-level students	2
11	Total full-time instructional staff not teaching in graduate or professional programs in which faculty teach virtually only graduate-level students	46
12	Number of part-time instructional staff (as reported on EAP, part-time, non-medical, Line 1 Total + Line 2 Total [Note: this calculated Total does not include graduate assistants])	215
13	Of these, the number teaching in graduate or professional programs such as medicine, law, veterinary, dentistry, social work, or public health, in which faculty teach virtually only graduate-level students	22
14	Total part-time instructional staff not teaching in graduate or professional programs in which faculty teach virtually only graduate-level students	193
15	Full-time equivalent of part-time instructional staff not teaching in graduate or professional programs in which faculty teach virtually only graduate-level students	64
16	Total full-time equivalent instructional staff not teaching in graduate or professional programs in which faculty teach virtually only graduate-level students	110
17	Student-to-faculty ratio	12 to 1

You may use the space below to provide context for the data you've reported above. These context notes will

be posted on the College Navigator website.

)

)

)

Institution: Woodbury University (125897)

User ID: P81258976

Explanation Report

Number	Source	Location	Description	Severity	Accepted
---------------	---------------	-----------------	--------------------	-----------------	-----------------

Screen: Summary G

1	Row 24 Column 2	Screen Entry	The number entered, 144, does not lie within the expected range of between 23 and 138 based on enrollment reported last year. Please explain.	Explanation	Yes
---	--------------------	-----------------	---	-------------	-----

Reason: Enrollment in our graduate program increased this year.

)

)

)

)

Print Form(s) GoBack

)

)

Completions 2008-09

Institution: Woodbury University **User ID: P81258976**

CIPCODE	Award Level	Major	Gender	Non Resident Alien	Black, non-Hispanic	American Indian or Alaskan Native	Asian or Pacific Islander	Hispanic	White, non-hispanic	Race/ethnicity unknown	Total
04.0201	5 Bachelor's degree	1	Men	6	1	0	7	37	27	0	78
			Women	1	1	0	4	3	15	0	24
			Total	7	2	0	11	40	42	0	102
04.0201	7 Master's degree	1	Men	0	0	0	3	0	5	0	8
			Women	0	0	0	1	0	0	0	1
			Total	0	0	0	4	0	5	0	9
04.0501	5 Bachelor's degree	1	Men	1	0	0	0	0	1	0	2
			Women	0	1	0	1	0	11	0	13
			Total	1	1	0	1	0	12	0	15
09.0199	5 Bachelor's degree	1	Men	0	0	0	0	0	0	0	0
			Women	1	1	0	0	1	6	0	9
			Total	1	1	0	0	1	6	0	9
11.9999	5 Bachelor's degree	1	Men	0	0	0	1	0	3	0	4
			Women	0	0	0	0	1	2	0	3
			Total	0	0	0	1	1	5	0	7
24.0199	5 Bachelor's degree	1	Men	0	0	0	0	0	0	0	0
			Women	0	0	0	0	0	0	0	0
			Total	0	0	0	0	0	0	0	0
30.9999	5 Bachelor's degree	1	Men	0	0	0	0	0	0	0	0
			Women	0	0	0	0	3	1	0	4
			Total	0	0	0	0	3	1	0	4
42.0101	5 Bachelor's degree	1	Men	0	0	0	0	0	0	0	0
			Women	0	0	0	0	2	5	0	7
			Total	0	0	0	0	3	5	0	8
42.9999	5 Bachelor's degree	1	Men	0	0	0	0	0	0	0	0
			Women	0	0	0	0	0	0	0	0
			Total	0	0	0	0	0	0	0	0
			Men	1	0	0	0	0	2	5	8

Program	Degree	Women	Men	Total
50.0402 Commercial and Advertising Art	Bachelor's degree	1	0	1
				14
50.0402 Commercial and Advertising Art	Bachelor's degree	0	0	0
				0
50.0407 Fashion/Apparel Design	Bachelor's degree	1	0	1
				9
50.0699 Film/Video and Photographic Arts, Other	Bachelor's degree	1	0	1
				10
52.0201 Business Administration and Management, General	Bachelor's degree	2	0	2
				25
52.0201 Business Administration and Management, General	Master's degree	3	2	5
				44
52.0201 Business Administration and Management, General	Bachelor's degree	8	0	8
				67
52.0301 Accounting	Bachelor's degree	0	0	0
				3
52.1003 Organizational Behavior Studies	Bachelor's degree	0	1	1
				12
52.1003 Organizational Behavior Studies	Master's degree	0	6	6
				25
52.1101 International Business/Trade/Commerce	Bachelor's degree	0	0	0
				43
52.1401 Marketing/Marketing Management, General	Bachelor's degree	0	1	1
				0

52.1401	5	Bachelor's degree	2	Men	0	0	0	0	0	0	0	0	0	0	0	0	0
Marketing/Marketing Management, General				Women	0	0	0	0	0	0	0	0	0	0	0	0	0
				Total	0	0	0	0	0	0	0	0	0	0	0	0	0
52.1904	5	Bachelor's degree	1	Men	0	0	0	0	0	0	0	0	0	0	0	0	0
Apparel and Accessories Marketing Operations				Women	1	1	0	0	0	0	0	0	0	0	0	0	0
				Total	1	1	0	0	0	0	0	0	0	0	0	0	0
54.0199	5	Bachelor's degree	1	Men	0	0	0	0	0	0	0	0	0	0	0	0	0
History, Other				Women	0	0	0	0	0	0	0	0	0	0	0	0	0
				Total	0	0	0	0	0	0	0	0	0	0	0	0	0

GRAND TOTAL BY FIRST MAJOR


99,0000 Summary Grand Totals	Award Level	Nonresident alien	Black, non-Hispanic	American Indian or Alaska Native	Asian or Pacific Islander	Hispanic	White, non-Hispanic	Race/ethnicity unknown	Total	PY Total
Bachelor's degree	5									
Men		10	6	0	11	49	56	0	132	81
Women		6	11	0	9	39	98	1	164	152
Total		16	17	0	20	88	154	1	296	233
Master's degree	7									
Men		3	3	0	5	9	29	0	49	31
Women		8	8	0	1	20	33	0	70	42
Total		11	11	0	6	29	62	0	119	73
Grand Total Men		13	9	0	16	58	85	0	181	112
Grand Total Women		14	19	0	10	59	131	1	234	194
Grand Total		27	28	0	26	117	216	1	415	306
PY Grand Total Men		13	4	1	11	35	48	0	112	
PY Grand										

Total Women	15	10	1	27	47	94	0	194
PY Grand Total	28	14	2	38	82	142	0	306

GRAND TOTAL BY SECOND MAJOR

99.0000 Summary Grand Totals	Award Level	Nonresident alien	Black, non-Hispanic	American Indian or Alaska Native	Asian or Pacific Islander	Hispanic	White, non-Hispanic	Race/ethnicity unknown	Total	PY Total
Bachelor's degree	5									
Men		0	0	0	0	0	0	0	0	0
Women		0	0	0	0	0	0	0	0	0
Total		0	0	0	0	0	0	0	0	0
Grand Total Men		0	0	0	0	0	0	0	0	0
Grand Total Women		0	0	0	0	0	0	0	0	0
Grand Total		0	0	0	0	0	0	0	0	0
PY Grand Total Men		0	0	0	0	0	0	0	0	0
PY Grand Total Women		0	0	0	0	0	0	0	0	0
PY Grand Total		0	0	0	0	0	0	0	0	0

Print Form(s) GoBack



Institution: Woodbury University (125897) (2) User ID: P81258976

[Surveys](#) [Reports](#) [Tools](#) [Help](#) [LogOut](#)

[Completions Survey](#) [Instructions](#)

[Main Screen](#)
[Selection Screen](#)
[Summary Report](#)

Awards/Degrees conferred between JULY 1, 2007 and JUNE 30, 2008

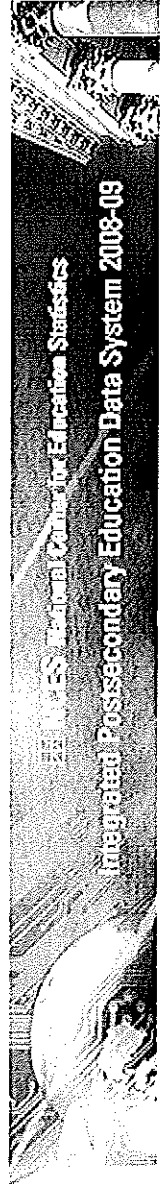
Note: Prior year data are displayed in red.

	Men	Men(PY)	Women	Women(PY)
<u>Nonresident alien</u>	6	5	1	4
<u>Black, non-Hispanic</u>	1	2	1	0
<u>American Indian/Alaska Native</u>	0	1	0	0
<u>Asian/Pacific Islander</u>	7	8	4	5
<u>Hispanic</u>	37	17	3	4
<u>White, non-Hispanic</u>	27	16	15	8
<u>Race and ethnicity unknown</u>		0		0
TOTAL AWARDS/DEGREES	78	49	24	21

Invalid data type
 Fatal error
 Confirm or explain
 Edit explanation

Next

- ▶ 04.0201
- ▶ 7 - First major
- ▶ 04.0501
- ▶ 09.0199
- ▶ 11.9999
- ▶ 24.0199
- ▶ 30.9999
- ▶ 42.0101
- ▶ 42.9999
- ▶ 50.0402
- ▶ 50.0407
- ▶ 50.0699
- ▶ 52.0201
- ▶ 52.0301
- ▶ 52.1003
- ▶ 52.1101
- ▶ 52.1401
- ▶ 52.1904
- ▶ 54.0199



Institution: Woodbury University (125897) (2)

User ID: P81258976

- Surveys
- Reports
- Tools
- Help
- LogOut

Completions Survey 2 | Instructions

- [Main Screen](#)
- [Selection Screen](#)
- [Summary Report](#)

Awards/Degrees conferred between JULY 1, 2007 and JUNE 30, 2008


Note: Prior year data are displayed in red.

	Men	Men(PY)	Women	Women(PY)
<u>Nonresident alien</u>	0	0	0	1
<u>Black, non-Hispanic</u>	0	0	0	0
<u>American Indian/Alaska Native</u>	0	0	0	0
<u>Asian/Pacific Islander</u>	3	0	1	0
<u>Hispanic</u>	0	0	0	1
<u>White, non-Hispanic</u>	5	3	0	1
<u>Race and ethnicity unknown</u>	0	0	0	0
TOTAL AWARDS/DEGREES	8	3	1	3

- Invalid data type
- Fatal error
- Confirm or explain
- Edit explanation

Previous Next

- ▶ 04.0201
- ▶ 5 - First major
 - ▶
 - ▶ 04.0501
 - ▶ 09.0199
 - ▶ 11.9999
 - ▶ 24.0199
 - ▶ 30.9999
 - ▶ 42.0101
 - ▶ 42.9999
 - ▶ 50.0402
 - ▶ 50.0407
 - ▶ 50.0699
 - ▶ 52.0201
 - ▶ 52.0301
 - ▶ 52.1003
 - ▶ 52.1101
 - ▶ 52.1401
 - ▶ 52.1904
 - ▶ 54.0199



Institution: Woodbury University (125897) (2)

User ID: P81258976

Surveys Reports Tools Help LogOut

- Completions Survey
- 2** Instructions

[Main Screen](#)
[Selection Screen](#)
[Summary Report](#)

Awards/Degrees conferred between JULY 1, 2007 and JUNE 30, 2008


Note: Prior year data are displayed in red.

	Men	Men(PY)	Women	Women(PY)
<u>Nonresident alien</u>	1	0	0	1
<u>Black, non-Hispanic</u>	0	0	1	0
<u>American Indian/Alaska Native</u>	0	0	0	0
<u>Asian/Pacific Islander</u>	0	0	1	4
<u>Hispanic</u>	0	0	0	5
<u>White, non-Hispanic</u>	1	0	11	7
<u>Race and ethnicity unknown</u>	0	0	0	0
TOTAL AWARDS/DEGREES	2	0	13	17

Invalid data type
 Fatal error
 Confirm or explain
 Edit explanation

Previous Next

- ▶ 04.0201
- ▼ 04.0501
 - ▶
- ▶ 09.0199
- ▶ 11.9999
- ▶ 24.0199
- ▶ 30.9999
- ▶ 42.0101
- ▶ 42.9999
- ▶ 50.0402
- ▶ 50.0407
- ▶ 50.0699
- ▶ 52.0201
- ▶ 52.0301
- ▶ 52.1003
- ▶ 52.1101
- ▶ 52.1401
- ▶ 52.1904
- ▶ 54.0199



Institution: Woodbury University (125897) (2)

User ID: P81258976

Surveys Reports Tools Help LogOut

Completions Survey [2\]Instructions](#)

- [Main Screen](#)
- [Selection Screen](#)
- [Summary Report](#)

IPEDS - Data Collection and Reporting System
 A Joint Project of the U.S. Department of Education and the U.S. Census Bureau

Awards/Degrees conferred between JULY 1, 2007 and JUNE 30, 2008


Note: Prior year data are displayed in red.

	Men	Men(PY)	Women	Women(PY)
<u>Nonresident alien</u>	0	0	1	1
<u>Black, non-Hispanic</u>	0	0	1	0
<u>American Indian/Alaska Native</u>	0	0	0	0
<u>Asian/Pacific Islander</u>	0	0	0	1
<u>Hispanic</u>	0	2	1	1
<u>White, non-Hispanic</u>	0	0	6	0
<u>Race and ethnicity unknown</u>	0	0	0	0
TOTAL AWARDS/DEGREES	0	2	9	3

Invalid data type
 Fatal error
 Confirm or explain
 Edit explanation

[Previous](#)
 [Next](#)

- ▶ 04.0201
- ▶ 04.0501
- ▼ 09.0199
 - ▶ 11.9999
 - ▶ 24.0199
 - ▶ 30.9999
 - ▶ 42.0101
 - ▶ 42.9999
 - ▶ 50.0402
 - ▶ 50.0407
 - ▶ 50.0699
 - ▶ 52.0201
 - ▶ 52.0301
 - ▶ 52.1003
 - ▶ 52.1101
 - ▶ 52.1401
 - ▶ 52.1904
 - ▶ 54.0199



Institution: Woodbury University (125897) (2)

User ID: P81258976

- Surveys
- Reports
- Tools
- Help
- LogOut

- Completions Survey
- Instructions

- [Main Screen](#)
- [Selection Screen](#)
- [Summary Report](#)

Awards/Degrees conferred between JULY 1, 2007 and JUNE 30, 2008


Note: Prior year data are displayed in red.

	Men	Men(PY)	Women	Women(PY)
Nonresident alien	0	0	0	0
Black, non-Hispanic	0	0	0	1
American Indian/Alaska Native	0	0	0	0
Asian/Pacific Islander	1	0	0	1
Hispanic	0	0	1	1
White, non-Hispanic	3	1	2	0
Race and ethnicity unknown	0	0	0	0
TOTAL AWARDS/DEGREES	4	1	3	3

- Invalid data type
- Fatal error
- Confirm or explain
- Edit explanation

Previous Next

- ▶ 04.0201
- ▶ 04.0501
- ▶ 09.0199
- ▼ 11.9999
 - ▶ 24.0199
 - ▶ 30.9999
 - ▶ 42.0101
 - ▶ 42.9999
 - ▶ 50.0402
 - ▶ 50.0407
 - ▶ 50.0699
 - ▶ 52.0201
 - ▶ 52.0301
 - ▶ 52.1003
 - ▶ 52.1101
 - ▶ 52.1401
 - ▶ 52.1904
 - ▶ 54.0199



Institution: Woodbury University (125897) (2)

User ID: P81258976

Surveys Reports Tools Help LogOut

Completions Survey [2](#)Instructions

- [Main Screen](#)
- [Selection Screen](#)
- [Summary Report](#)

Awards/Degrees conferred between JULY 1, 2007 and JUNE 30, 2008

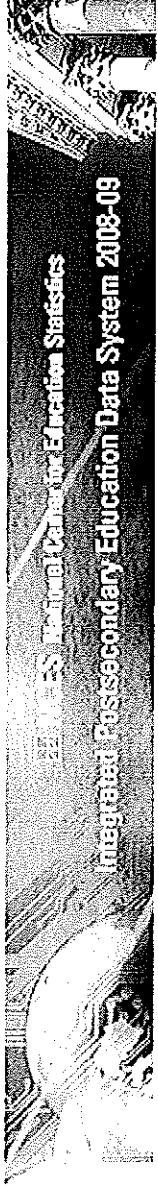
Note: Prior year data are displayed in red.

	Men	Men(PY)	Women	Women(PY)
Nonresident alien	0	0	0	0
Black_non-Hispanic	0	0	0	0
American Indian/Alaska Native	0	0	0	0
Asian/Pacific Islander	0	0	0	0
Hispanic	0	0	0	1
White_non-Hispanic	0	0	0	0
Race and ethnicity unknown	0	0	0	0
TOTAL AWARDS/DEGREES	0	0	0	1

[Invalid data type](#)
 [Fatal error](#)
 [Confirm or explain](#)
 [Edit explanation](#)

[Previous](#)
 [Next](#)

- ▶ 04.0201
- ▶ 04.0501
- ▶ 09.0199
- ▶ 11.9999
- ▼ 24.0199
 - ▶ 30.9999
 - ▶ 42.0101
 - ▶ 42.9999
 - ▶ 50.0402
 - ▶ 50.0407
 - ▶ 50.0699
 - ▶ 52.0201
 - ▶ 52.0301
 - ▶ 52.1003
 - ▶ 52.1101
 - ▶ 52.1401
 - ▶ 52.1904
 - ▶ 54.0199



Institution: Woodbury University (125897) (2)

User ID: P81258976

Surveys

Reports

Tools

Help

LogOut

- Completions Survey
- 2** Instructions

[Main Screen](#)

[Selection Screen](#)

[Summary Report](#)

Awards/Degrees conferred between JULY 1, 2007 and JUNE 30, 2008


Note: Prior year data are displayed in red.

	Men	Men(PY)	Women	Women(PY)
Nonresident alien	0	0	0	0
Black, non-Hispanic	0	0	0	0
American Indian/Alaska Native	0	0	0	0
Asian/Pacific Islander	0	0	0	0
Hispanic	0	0	3	2
White, non-Hispanic	0	0	1	1
Race and ethnicity unknown	0	0	0	0
TOTAL AWARDS/DEGREES	0	0	4	3

Invalid data type Fatal error Confirm or explain Edit explanation

Previous Next

- ▶ 04.0201
- ▶ 04.0501
- ▶ 09.0199
- ▶ 11.9999
- ▶ 24.0199
- ▼ 30.9999
 - ▶ 42.0101
 - ▶ 42.9999
 - ▶ 50.0402
 - ▶ 50.0407
 - ▶ 50.0699
 - ▶ 52.0201
 - ▶ 52.0301
 - ▶ 52.1003
 - ▶ 52.1101
 - ▶ 52.1401
 - ▶ 52.1904
 - ▶ 54.0199



Institution: Woodbury University (125897) (2)

User ID: P81258976

LogOut

Surveys

Reports

Tools

Help

Completions Survey [2](#) Instructions

- [Main Screen](#)
- [Selection Screen](#)
- [Summary Report](#)

Awards/Degrees conferred between JULY 1, 2007 and JUNE 30, 2008

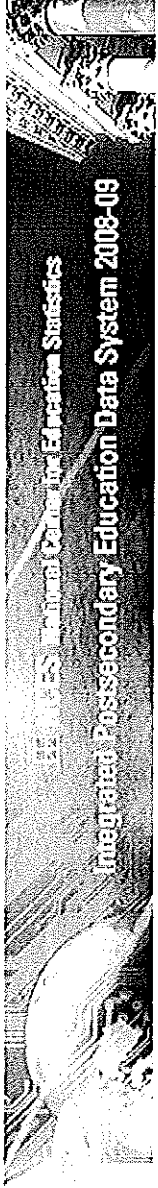
Note: Prior year data are displayed in red.

	Men	Men(PY)	Women	Women(PY)
<u>Nonresident alien</u>	0	0	0	0
<u>Black, non-Hispanic</u>	0	0	0	1
<u>American Indian/Alaska Native</u>	0	0	0	0
<u>Asian/Pacific Islander</u>	0	0	0	1
<u>Hispanic</u>	1	0	2	2
<u>White, non-Hispanic</u>	0	0	5	7
<u>Race and ethnicity unknown</u>	0	0	0	0
TOTAL AWARDS/DEGREES	1	0	7	11

Invalid data type
 Fatal error
 Confirm or explain
 Edit explanation

[Previous](#)
 [Next](#)

- ▶ 04.0201
- ▶ 04.0501
- ▶ 09.0199
- ▶ 11.9999
- ▶ 24.0199
- ▶ 30.9999
- ▼ 42.0101
 - ▶ 42.9999
 - ▶ 50.0402
 - ▶ 50.0407
 - ▶ 50.0699
 - ▶ 52.0201
 - ▶ 52.0301
 - ▶ 52.1003
 - ▶ 52.1101
 - ▶ 52.1401
 - ▶ 52.1904
 - ▶ 54.0199



Institution: Woodbury University (125897) (2)

User ID: P81258976

Surveys Reports Tools Help LogOut

[Completions Survey](#) [Instructions](#)

- [Main Screen](#)
- [Selection Screen](#)
- [Summary Report](#)

Awards/Degrees conferred between JULY 1, 2007 and JUNE 30, 2008


Note: Prior year data are displayed in red.

	Men	Men(PY)	Women	Women(PY)
Nonresident alien	0	0	0	0
Black_non-Hispanic	0	0	0	0
American Indian/Alaska Native	0	0	0	0
Asian/Pacific Islander	0	0	0	0
Hispanic	0	0	0	0
White_non-Hispanic	0	0	0	0
Race and ethnicity unknown	0	0	0	0
TOTAL AWARDS/DEGREES	0	0	0	0

[Invalid data type](#)
 [Fatal error](#)
 [Confirm or explain](#)
 [Edit explanation](#)

[Previous](#) [Next](#)

- ▶ 04.0201
- ▶ 04.0501
- ▶ 09.0199
- ▶ 11.9999
- ▶ 24.0199
- ▶ 30.9999
- ▶ 42.0101
- ▶ 42.9999
- ▶ 50.0402
- ▶ 50.0407
- ▶ 50.0699
- ▶ 52.0201
- ▶ 52.0301
- ▶ 52.1003
- ▶ 52.1101
- ▶ 52.1401
- ▶ 52.1904
- ▶ 54.0199



Institution: Woodbury University (125897) (2)

User ID: P81258976

LogOut

Surveys

Reports

Tools

Help

Completions Survey [2](#) Instructions

- [Main Screen](#)
- [Selection Screen](#)
- [Summary Report](#)

Awards/Degrees conferred between JULY 1, 2007 and JUNE 30, 2008

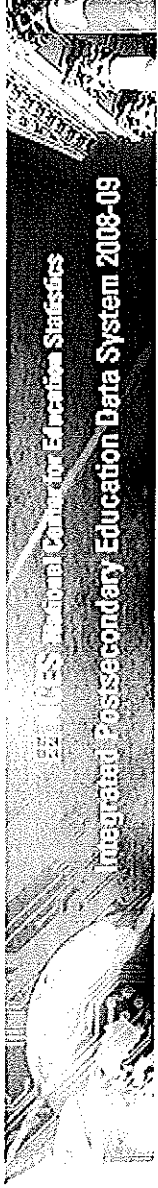
Note: Prior year data are displayed in red.

	Men	Men(PY)	Women	Women(PY)
Nonresident alien	1	0	1	0
Black, non-Hispanic	0	0	0	0
American Indian/Alaska Native	0	0	0	0
Asian/Pacific Islander	0	0	0	2
Hispanic	2	2	2	2
White, non-Hispanic	5	4	3	0
Race and ethnicity unknown	0	0	0	0
TOTAL AWARDS/DEGREES	8	6	6	4

Invalid data type
 Fatal error
 Confirm or explain
 Edit explanation

[Previous](#)
 [Next](#)

- ▶ 04.0201
- ▶ 04.0501
- ▶ 09.0199
- ▶ 11.9999
- ▶ 24.0199
- ▶ 30.9999
- ▶ 42.0101
- ▶ 42.9999
- ▶ 50.0402
- ▶ 5 - Second major
- ▶ 50.0407
- ▶ 50.0699
- ▶ 52.0201
- ▶ 52.0301
- ▶ 52.1003
- ▶ 52.1101
- ▶ 52.1401
- ▶ 52.1904
- ▶ 54.0199



Institution: Woodbury University (125897) (2)

User ID: P81258976

LogOut

Surveys

Reports

Tools

Help

Completions Survey [2](#) Instructions

- [Main Screen](#)
- [Selection Screen](#)
- [Summary Report](#)

Awards/Degrees conferred between JULY 1, 2007 and JUNE 30, 2008

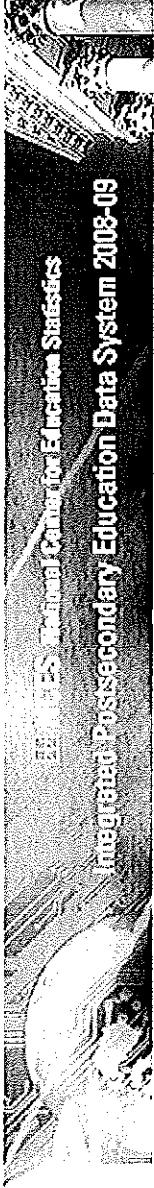
Note: Prior year data are displayed in red.

	Men	Men(PY)	Women	Women(PY)
Nonresident alien	0	0	0	0
Black_non-Hispanic	0	0	0	0
American_Indian/Alaska_Native	0	0	0	0
Asian/Pacific_Islander	0	0	0	0
Hispanic	0	0	0	0
White_non-Hispanic	0	0	0	0
Race and ethnicity unknown	0	0	0	0
TOTAL AWARDS/DEGREES	0	0	0	0

Invalid data type
 Fatal error
 Confirm or explain
 Edit explanation

[Previous](#)
 [Next](#)

- ▶ 04.0201
- ▶ 04.0501
- ▶ 09.0199
- ▶ 11.9999
- ▶ 24.0199
- ▶ 30.9999
- ▶ 42.0101
- ▶ 42.9999
- ▼ 50.0402
 - ▶ 5 - First major
 - ▶ 50.0407
 - ▶ 50.0699
 - ▶ 52.0201
 - ▶ 52.0301
 - ▶ 52.1003
 - ▶ 52.1101
 - ▶ 52.1401
 - ▶ 52.1904
 - ▶ 54.0199



Institution: Woodbury University (125897) (2)

User ID: P81258976

Surveys Reports Tools Help LogOut

[Completions Survey](#) [Instructions](#)

- [Main Screen](#)
- [Selection Screen](#)
- [Summary Report](#)

Awards/Degrees conferred between JULY 1, 2007 and JUNE 30, 2008

Note: Prior year data are displayed in red.

	Men	Men(PY)	Women	Women(PY)
<u>Nonresident alien</u>	0	0	1	1
<u>Black, non-Hispanic</u>	0	0	0	0
<u>American Indian/Alaska Native</u>	0	0	0	0
<u>Asian/Pacific Islander</u>	0	0	0	1
<u>Hispanic</u>	1	0	3	3
<u>White, non-Hispanic</u>	0	0	5	16
<u>Race and ethnicity unknown</u>	0	0	0	0
TOTAL AWARDS/DEGREES	1	0	9	24

[Invalid data type](#)
 [Fatal error](#)
 [Confirm or explain](#)
 [Edit explanation](#)

[Previous](#) [Next](#)

- ▶ 04.0201
- ▶ 04.0501
- ▶ 09.0199
- ▶ 11.9999
- ▶ 24.0199
- ▶ 30.9999
- ▶ 42.0101
- ▶ 42.9999
- ▶ 50.0402
- ▶ 50.0407
- ▶ 50.0699
- ▶ 52.0201
- ▶ 52.0301
- ▶ 52.1003
- ▶ 52.1101
- ▶ 52.1401
- ▶ 52.1904
- ▶ 54.0199



Institution: Woodbury University (125897) (2)

User ID: P81258976

LogOut

Surveys

Reports

Tools

Help

Completions Survey [2](#) Instructions

- [Main Screen](#)
- [Selection Screen](#)
- [Summary Report](#)

Awards/Degrees conferred between JULY 1, 2007 and JUNE 30, 2008

Note: Prior year data are displayed in red.

	Men	Men(PY)	Women	Women(PY)
<u>Nonresident alien</u>	0	0	1	0
<u>Black, non-Hispanic</u>	0	0	1	0
<u>American Indian/Alaska Native</u>	0	0	0	0
<u>Asian/Pacific Islander</u>	1	0	0	1
<u>Hispanic</u>	1	2	1	4
<u>White, non-Hispanic</u>	4	2	3	3
<u>Race and ethnicity unknown</u>	0	0	0	0
TOTAL AWARDS/DEGREES	6	4	6	8

Invalid data type
 Fatal error
 Confirm or explain
 Edit explanation

[Previous](#)
 [Next](#)

- ▶ 04.0201
- ▶ 04.0501
- ▶ 09.0199
- ▶ 11.9999
- ▶ 24.0199
- ▶ 30.9999
- ▶ 42.0101
- ▶ 42.9999
- ▶ 50.0402
- ▶ 50.0407
- ▶ 50.0699
- ▶ 52.0201
- ▶ 52.0301
- ▶ 52.1003
- ▶ 52.1101
- ▶ 52.1401
- ▶ 52.1904
- ▶ 54.0199



Institution: Woodbury University (125897) (2)

User ID: P81258976

LogOut

Surveys

Reports

Tools

Help

Completions Survey [2](#) Instructions

- [Main_Screen](#)
- [Selection_Screen](#)
- [Summary_Report](#)

Awards/Degrees conferred between JULY 1, 2007 and JUNE 30, 2008


Note: Prior year data are displayed in red.

	Men	Men(PY)	Women	Women(PY)
Nonresident alien	2	3	0	1
Black_non-Hispanic	4	0	1	2
American Indian/Alaska Native	0	0	0	0
Asian/Pacific_Islander	2	0	3	3
Hispanic	6	5	14	9
White_non-Hispanic	11	6	22	9
Race and ethnicity unknown	0	0	1	0
TOTAL AWARDS/DEGREES	25	14	41	24

Invalid data type
 Fatal error
 Confirm or explain
 Edit explanation

[Previous](#)
 [Next](#)

- ▶ 04.0201
- ▶ 04.0501
- ▶ 09.0199
- ▶ 11.9999
- ▶ 24.0199
- ▶ 30.9999
- ▶ 42.0101
- ▶ 42.9999
- ▶ 50.0402
- ▶ 50.0407
- ▶ 50.0699
- ▼ 52.0201
 - ▶ 5 - First major
 - ▶ 5 - Second major
 - ▶ 7 - First major
- ▶ 52.0301
- ▶ 52.1003
- ▶ 52.1101
- ▶ 52.1401
- ▶ 52.1904
- ▶ 54.0199



Institution: Woodbury University (125897) (2)

User ID: P81258976

- Surveys
- Reports
- Tools
- Help
- LogOut

Completions Survey [2](#) Instructions

- [Main Screen](#)
- [Selection Screen](#)
- [Summary Report](#)

Awards/Degrees conferred between JULY 1, 2007 and JUNE 30, 2008

Note: Prior year data are displayed in red.

	Men	Men(PY)	Women	Women(PY)
<u>Nonresident alien</u>	0	0	0	0
<u>Black_non-Hispanic</u>	0	0	0	0
<u>American Indian/Alaska Native</u>	0	0	0	0
<u>Asian/Pacific Islander</u>	0	0	0	0
<u>Hispanic</u>	0	0	0	0
<u>White_non-Hispanic</u>	0	0	0	0
<u>Race and ethnicity unknown</u>	0	0	0	0
TOTAL AWARDS/DEGREES	0	0	0	0

- [Invalid data type](#)
- [Fatal error](#)
- [Confirm or explain](#)
- [Edit explanation](#)

Previous Next

- ▶ 04.0201
- ▶ 04.0501
- ▶ 09.0199
- ▶ 11.9999
- ▶ 24.0199
- ▶ 30.9999
- ▶ 42.0101
- ▶ 42.9999
- ▶ 50.0402
- ▶ 50.0407
- ▶ 50.0699
- ▼ 52.0201
 - ▶ 5 - First major
 - ▶ 6 - Second major
 - ▶ 7 - First major
- ▶ 52.0301
- ▶ 52.1003
- ▶ 52.1101
- ▶ 52.1401
- ▶ 52.1904
- ▶ 54.0199



Institution: Woodbury University (125897) (2)

User ID: P81258976

LogOut

Surveys

Reports

Tools

Help

Completions Survey

Instructions

- [Main Screen](#)
- [Selection Screen](#)
- [Summary Report](#)

Awards/Degrees conferred between JULY 1, 2007 and JUNE 30, 2008

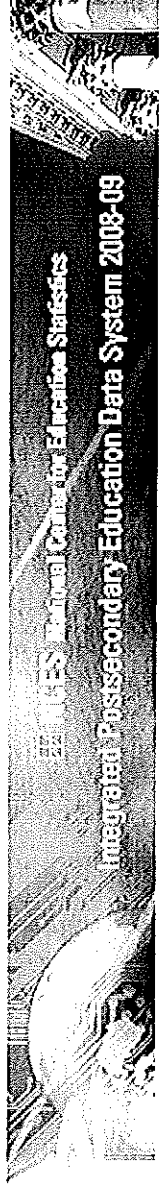
Note: Prior year data are displayed in red.

	Men	Men(PY)	Women	Women(PY)
<u>Nonresident alien</u>	3	5	8	4
<u>Black, non-Hispanic</u>	2	2	2	3
<u>American Indian/Alaska Native</u>	0	0	0	0
<u>Asian/Pacific Islander</u>	2	2	0	1
<u>Hispanic</u>	3	5	12	1
<u>White, non-Hispanic</u>	13	9	22	25
<u>Race and ethnicity unknown</u>	0	0	0	0
TOTAL AWARDS/DEGREES	23	23	44	34

Invalid data type Fatal error Confirm or explain Edit explanation

Previous Next

- ▶ 04.0201
- ▶ 04.0501
- ▶ 09.0199
- ▶ 11.9999
- ▶ 24.0199
- ▶ 30.9999
- ▶ 42.0101
- ▶ 42.9999
- ▶ 50.0402
- ▶ 50.0407
- ▶ 50.0699
- ▶ 52.0201
- ▶ 5 - First major
- ▶ 5 - Second major
- ▶ 52.0301
- ▶ 52.1003
- ▶ 52.1101
- ▶ 52.1401
- ▶ 52.1904
- ▶ 54.0199



Institution: Woodbury University (125897) (2) User ID: P81258976

Surveys Reports Tools Help LogOut

Completions Survey [2](#) Instructions

- [Main Screen](#)
- [Selection Screen](#)
- [Summary Report](#)

Awards/Degrees conferred between JULY 1, 2007 and JUNE 30, 2008


Note: Prior year data are displayed in red.

	Men	Men(PY)	Women	Women(PY)
<u>Nonresident alien</u>	0	0	0	2
<u>Black, non-Hispanic</u>	0	0	0	0
<u>American Indian/Alaska Native</u>	0	0	0	0
<u>Asian/Pacific Islander</u>	0	1	0	0
<u>Hispanic</u>	0	0	2	4
<u>White, non-Hispanic</u>	3	0	10	3
<u>Race and ethnicity unknown</u>	0	0	0	0
TOTAL AWARDS/DEGREES	3	1	12	9

Invalid data type
 Fatal error
 Confirm or explain
 Edit explanation

[Previous](#)
 [Next](#)

- ▶ 04.0201
- ▶ 04.0501
- ▶ 09.0199
- ▶ 11.9999
- ▶ 24.0199
- ▶ 30.9999
- ▶ 42.0101
- ▶ 42.9999
- ▶ 50.0402
- ▶ 50.0407
- ▶ 50.0699
- ▶ 52.0201
- ▼ 52.0301
 - ▶ 52.1003
 - ▶ 52.1101
 - ▶ 52.1401
 - ▶ 52.1904
 - ▶ 54.0199



Institution: Woodbury University (125897) (2) User ID: P81258976

- Surveys
- Reports
- Tools
- Help
- LogOut

Completions Survey [2](#) Instructions

- [Main Screen](#)
- [Selection Screen](#)
- [Summary Report](#)

Awards/Degrees conferred between JULY 1, 2007 and JUNE 30, 2008


Note: Prior year data are displayed in red.

	Men	Men(PY)	Women	Women(PY)
Nonresident alien	0	0	0	0
Black, non-Hispanic	1	0	4	1
American Indian/Alaska Native	0	0	0	0
Asian/Pacific Islander	0	0	1	3
Hispanic	1	0	5	0
White, non-Hispanic	0	1	3	0
Race and ethnicity unknown	0	0	0	0
TOTAL AWARDS/DEGREES	2	1	13	4

- Invalid data type
- Fatal error
- Confirm or explain
- Edit explanation

Previous Next

- ▶ 04.0201
- ▶ 04.0501
- ▶ 09.0199
- ▶ 11.9999
- ▶ 24.0199
- ▶ 30.9999
- ▶ 42.0101
- ▶ 42.9999
- ▶ 50.0402
- ▶ 50.0407
- ▶ 50.0699
- ▶ 52.0201
- ▶ 52.0301
- ▼ 52.1003
 - ▶ 6 - First major
 - ▶ 7 - First major
- ▶ 52.1101
- ▶ 52.1401
- ▶ 52.1904
- ▶ 54.0199



Institution: Woodbury University (125897) (2)

User ID: P81258976

Surveys Reports Tools Help LogOut

Completions Survey 2 Instructions

- [Main Screen](#)
- [Selection Screen](#)
- [Summary Report](#)

Awards/Degrees conferred between JULY 1, 2007 and JUNE 30, 2008


Note: Prior year data are displayed in red.

	Men	Men(PY)	Women	Women(PY)
<u>Nonresident alien</u>	0	0	0	0
<u>Black, non-Hispanic</u>	1	0	6	0
<u>American Indian/Alaska Native</u>	0	0	0	0
<u>Asian/Pacific Islander</u>	0	0	0	3
<u>Hispanic</u>	6	1	8	0
<u>White, non-Hispanic</u>	11	4	11	2
<u>Race and ethnicity unknown</u>	0	0	0	0
TOTAL AWARDS/DEGREES	18	5	25	5

Invalid data type Fatal error Confirm or explain Edit explanation

Previous Next

- ▶ 04.0201
- ▶ 04.0501
- ▶ 09.0199
- ▶ 11.9999
- ▶ 24.0199
- ▶ 30.9999
- ▶ 42.0101
- ▶ 42.9999
- ▶ 50.0402
- ▶ 50.0407
- ▶ 50.0699
- ▶ 52.0201
- ▶ 52.0301
- ▼ 52.1003
 - ▶ 5 - First major
 - ▶ 7 - Second major
- ▶ 52.1101
- ▶ 52.1401
- ▶ 52.1904
- ▶ 54.0199



Institution: Woodbury University (125897) (2)

User ID: P81258976

Surveys Reports Tools Help LogOut

[Main Screen](#) [Selection Screen](#) [Summary Report](#) [Completions Survey](#) [Instructions](#)

IPEDS Integrated Postsecondary Education Data System
 2008-09

Awards/Degrees conferred between JULY 1, 2007 and JUNE 30, 2008

Note: Prior year data are displayed in red.

	Men	Men(PY)	Women	Women(PY)
<u>Nonresident alien</u>	0	0	0	0
<u>Black, non-Hispanic</u>	0	0	0	0
<u>American Indian/Alaska Native</u>	0	0	0	0
<u>Asian/Pacific Islander</u>	0	0	0	0
<u>Hispanic</u>	0	0	0	0
<u>White, non-Hispanic</u>	0	1	0	0
<u>Race and ethnicity unknown</u>	0	0	0	0
TOTAL AWARDS/DEGREES	0	1	0	0

[Invalid data type](#)
 [Fatal error](#)
 [Confirm or explain](#)
 [Edit explanation](#)

[Previous](#) [Next](#)

- ▶ 04.0201
- ▶ 04.0501
- ▶ 09.0199
- ▶ 11.9999
- ▶ 24.0199
- ▶ 30.9999
- ▶ 42.0101
- ▶ 42.9999
- ▶ 50.0402
- ▶ 50.0407
- ▶ 50.0699
- ▶ 52.0201
- ▶ 52.0301
- ▶ 52.1003
- ▼ 52.1101
 - ▶ 52.1401
 - ▶ 52.1904
 - ▶ 54.0199



Institution: Woodbury University (125897) (2)

User ID: P81258976

LogOut

Surveys

Reports

Tools

Help

[2](#) Instructions

Completions Survey

- [Main Screen](#)
- [Selection Screen](#)
- [Summary Report](#)

Awards/Degrees conferred between JULY 1, 2007 and JUNE 30, 2008


Note: Prior year data are displayed in red.

	Men	Men(PY)	Women	Women(PY)
<u>Nonresident alien</u>	0	0	0	0
<u>Black, non-Hispanic</u>	0	0	1	1
<u>American Indian/Alaska Native</u>	0	0	0	0
<u>Asian/Pacific Islander</u>	0	0	0	0
<u>Hispanic</u>	0	0	0	1
<u>White, non-Hispanic</u>	0	1	5	1
<u>Race and ethnicity unknown</u>	0	0	0	0
TOTAL AWARDS/DEGREES	0	1	6	3

Invalid data type
 Fatal error
 Confirm or explain
 Edit explanation

[Previous](#)
 [Next](#)

- ▶ 04.0201
- ▶ 04.0501
- ▶ 09.0199
- ▶ 11.9999
- ▶ 24.0199
- ▶ 30.9999
- ▶ 42.0101
- ▶ 42.9999
- ▶ 50.0402
- ▶ 50.0407
- ▶ 50.0699
- ▶ 52.0201
- ▶ 52.0301
- ▶ 52.1003
- ▶ 52.1101
- ▼ 52.1401
 - ▶ 5 - First major
 - ▶ 5 - Second major
- ▶ 52.1904
- ▶ 54.0199



Institution: Woodbury University (125897) (2)

User ID: P81258976

- Surveys
- Reports
- Tools
- Help
- LogOut

- [Main Screen](#)
- [Selection Screen](#)
- [Summary Report](#)

[Completions Survey](#) [Instructions](#)

Awards/Degrees conferred between JULY 1, 2007 and JUNE 30, 2008


Note: Prior year data are displayed in red.

	Men	Men(PY)	Women	Women(PY)
<u>Nonresident alien</u>	0	0	0	0
<u>Black, non-Hispanic</u>	0	0	0	0
<u>American Indian/Alaska Native</u>	0	0	0	0
<u>Asian/Pacific Islander</u>	0	0	0	0
<u>Hispanic</u>	0	0	0	0
<u>White, non-Hispanic</u>	0	0	0	0
<u>Race and ethnicity unknown</u>	0	0	0	0
TOTAL AWARDS/DEGREES	0	0	0	0

- [Invalid data type](#)
- [Fatal error](#)
- [Confirm or explain](#)
- [Edit explanation](#)

[Previous](#) [Next](#)

- ▶ 04.0201
- ▶ 04.0501
- ▶ 09.0199
- ▶ 11.9999
- ▶ 24.0199
- ▶ 30.9999
- ▶ 42.0101
- ▶ 42.9999
- ▶ 50.0402
- ▶ 50.0407
- ▶ 50.0699
- ▶ 52.0201
- ▶ 52.0301
- ▶ 52.1003
- ▶ 52.1101
- ▶ 52.1401
- ▶ 5 - First major
- ▶ 5 - Second major
- ▶ 52.1904
- ▶ 54.0199



Institution: Woodbury University (125897) (2)

User ID: P81258976

- Surveys
- Reports
- Tools
- Help
- LogOut

[Completions Survey](#) [Instructions](#)

- [Main Screen](#)
- [Selection Screen](#)
- [Summary Report](#)

Awards/Degrees conferred between JULY 1, 2007 and JUNE 30, 2008


Note: Prior year data are displayed in red.

	Men	Men(PY)	Women	Women(PY)
<u>Nonresident alien</u>	0	0	1	0
<u>Black_non-Hispanic</u>	0	0	1	0
<u>American Indian/Alaska Native</u>	0	0	0	1
<u>Asian/Pacific Islander</u>	0	0	0	1
<u>Hispanic</u>	0	0	2	1
<u>White_non-Hispanic</u>	0	0	6	8
<u>Race and ethnicity unknown</u>	0	0	0	0
TOTAL AWARDS/DEGREES	0	0	10	11

- [Invalid data type](#)
- [Fatal error](#)
- [Confirm or explain](#)
- [Edit explanation](#)

[Previous](#) [Next](#)

- ▶ 04.0201
- ▶ 04.0501
- ▶ 09.0199
- ▶ 11.9999
- ▶ 24.0199
- ▶ 30.9999
- ▶ 42.0101
- ▶ 42.9999
- ▶ 50.0402
- ▶ 50.0407
- ▶ 50.0699
- ▶ 52.0201
- ▶ 52.0301
- ▶ 52.1003
- ▶ 52.1101
- ▶ 52.1401
- ▼ 52.1904
 - ▶ 54.0199



Institution: Woodbury University (125897) (2)

User ID: P81258976

Surveys Reports Tools Help LogOut

[Completions Survey](#) [Instructions](#)

- [Main Screen](#)
- [Selection Screen](#)
- [Summary Report](#)

Awards/Degrees conferred between JULY 1, 2007 and JUNE 30, 2008

Note: Prior year data are displayed in red.

	Men	Men(PY)	Women	Women(PY)
Nonresident alien	0	0	0	0
Black, non-Hispanic	0	0	0	1
American Indian/Alaska Native	0	0	0	0
Asian/Pacific Islander	0	0	0	0
Hispanic	0	1	0	2
White, non-Hispanic	2	0	1	3
Race and ethnicity unknown	0	0	0	0
TOTAL AWARDS/DEGREES	2	1	1	6

[Invalid data type](#)
 [Fatal error](#)
 [Confirm or explain](#)
 [Edit explanation](#)

[Previous](#) [Proceed](#)

- ▶ 04.0201
- ▶ 04.0501
- ▶ 09.0199
- ▶ 11.9999
- ▶ 24.0199
- ▶ 30.9999
- ▶ 42.0101
- ▶ 42.9999
- ▶ 50.0402
- ▶ 50.0407
- ▶ 50.0699
- ▶ 52.0201
- ▶ 52.0301
- ▶ 52.1003
- ▶ 52.1101
- ▶ 52.1401
- ▶ 52.1904
- ▼ 54.0199

▶ [Screen Completion](#)

12-month Enrollment 2008-09

Institution: Woodbury University (125897)

User ID: P81258976

12-Month Selection/Instructional Activity Type

Please indicate which 12-month period you will use to report your unduplicated count and activity hours.

- July 1, 2007 through June 30, 2008
- September 1, 2007 through August 31, 2008

Instructional activity data may be reported on Part B in units of contact hours or credit hours. Please indicate which units are used by the institution to measure instructional activity

- Contact hours
- Credit hours
- Both contact and credit hours (some programs measured in contact hours and others measured in credit hours)

CAVEATS

Institution: Woodbury University (125897)

User ID: P81258976

Screening questions - Method of reporting race and ethnicity for this component**Race/ethnicity question****Which method of reporting race and ethnicity will you use for this component?**NEW race/ethnicity categories (9 categories):

Notes:

- Report Hispanic/Latino individuals of any race as Hispanic/Latino
- Report race for non-Hispanic/Latino individuals only

Nonresident alienHispanic/LatinoAmerican Indian or Alaska NativeAsianBlack or African AmericanNative Hawaiian or Other Pacific IslanderWhiteTwo or more racesRace and ethnicity unknownOLD race/ethnicity categories (7 categories):Nonresident alienBlack, non-HispanicAmerican Indian/Alaska NativeAsian/Pacific IslanderHispanicWhite, non-HispanicRace and ethnicity unknown

MIXTURE of new and old race/ethnicity categories (all 14 categories will show on each screen):

NEW categories:

Notes for NEW categories:

- Report Hispanic/Latino individuals of any race as Hispanic/Latino
- Report race for non-Hispanic/Latino individuals only

Hispanic/LatinoAmerican Indian or Alaska NativeAsianBlack or African AmericanNative Hawaiian or Other Pacific IslanderWhiteTwo or more races

OLD categories:

Black, non-Hispanic

American Indian/Alaska Native

Asian/Pacific Islander

Hispanic

White, non-Hispanic

Categories used in BOTH New and Old:

Nonresident alien

Race and ethnicity unknown

Institution: Woodbury University (125897)

User ID: P81258976

Part A - Unduplicated Count**12-month unduplicated count by race/ethnicity and gender
for the 2007-08 academic year**

	<u>Undergraduate students</u>	<u>Graduate students</u>
Men		
<u>Nonresident alien</u>	39	11
Black, non-Hispanic	22	7
<u>American Indian/Alaska Native</u>	0	1
<u>Asian/Pacific Islander</u>	62	10
Hispanic	196	24
White, non-Hispanic	256	73
<u>Race and ethnicity unknown</u>	7	0
Total men	582	126
Women		
<u>Nonresident alien</u>	35	24
Black, non-Hispanic	54	17
<u>American Indian/Alaska Native</u>	3	2
<u>Asian/Pacific Islander</u>	78	18
Hispanic	231	33
White, non-Hispanic	323	78
<u>Race and ethnicity unknown</u>	5	0
Total women	729	172
Grand total	1,311	298
Prior year data		
Unduplicated headcount (2006-07)	1,324	219
Total enrollment Fall 2007 (Unduplicated count reported above is expected to be greater than this number.)	1,296	243

Institution: Woodbury University (125897)

User ID: P81258976

Part B - Instructional Activity

12-month instructional activity

Level of course	Total 12-month activity	Total 12-month activity from PY
<u>Credit hour activity for academic programs</u>		
Undergraduate programs	40,613	37,216
<u>Credit hour activity for academic programs</u>		
Graduate programs	6,030	3,967

Based on the hours reported, the institution's estimated full-time equivalent (FTE) enrollment is:

Undergraduates	1,354
Graduates	251

The above numbers were calculated using our FTE Calculation Method

If the numbers calculated for FTE are accurate, please click on 'No' below and save the page. If they are not accurate, please click on 'Yes' below and save the page. If you clicked 'Yes', the system will provide you with the opportunity to enter more accurate numbers. This option should be used **ONLY** if you use a different calculation that leads to more accurate numbers. **Note:** Before selecting 'Yes', make sure you reported the correct hours for instructional activity, which could also lead to an inaccurate FTE calculation.

Based on the information provided above, would you like to enter a more accurate number for FTE enrollment? Yes No

NCES uses estimated FTE enrollment to calculate expenses by function per FTE as reported in the IPEDS Data Feedback Report. **ONLY if the estimate above is not reasonable for your institution**, please provide your best estimate of undergraduate and graduate FTE for the reporting year identified on Parts A/B 12-Month Selection:

Undergraduate

Graduate

Institution: Woodbury University (125897)

User ID: P81258976

Explanation Report

Number	Source	Location	Description	Severity	Accepted
--------	--------	----------	-------------	----------	----------

Screen: Unduplicated count

1	Row 22 Column 3	Screen Entry	The unduplicated count reported 298, is not within the expected range 176, and 262, when compared to last year. Please fix or explain.	Explanation	Yes
---	--------------------	-----------------	---	-------------	-----

Reason: Enrollment in the graduate programs grew during the reporting period (Summer 2007-Spring 2008)

)
Print Form(s) GoBack